

Gymnastics BC

**2022 GYMBC RISK MANAGEMENT
INFORMATION SESSION**

PRE-AGM COFFEE WITH NATHAN
OCTOBER 23, 2022

PRESENTED BY NATHAN KINDRACHUK

Former Safety Officer, Gymnastics BC



GYMNASTICS BC



WELCOME!



Thank you for joining us today.



CONVERSATION OVERVIEW

THE STATUS OF RISK MANAGEMENT AND SAFE SPORT AT GYMBC

01

INJURY PREVALENCE AND ANALYSIS (10 MIN)

02

RISK MANAGEMENT CLUB OPERATIONS (10 MIN)

03

SAFE SPORT AT GYMBC (10 MIN)

04

QUESTIONS/DISCUSSION (15 MIN)


HOUSEKEEPING ITEMS



Meeting will be recorded.



Questions or comments welcome!




Use “raise hand” function for any questions you may have, and we will answer them in natural breaks in the conversation.



In the interest of time and fairness, please try to keep comments or questions concise.



If we aren't able to all questions during the presentation, we will have a question period at the end to engage in an open conversation.



— TONE AND CONTENT

- I tend to be very positive.
- There is a tremendous amount of work to be done at the club level
- Please focus on the **content** I am sharing, and try to be open to change.

INJURY PREVALENCE & ANALYSIS

August 2021 - August 2022: First year of Activity Messenger Injury Reporting Process.

80.2%

The number of GymBC Member Clubs that submitted at least 1 incident report this year.

Stats based on 761 injuries + 52 suspected concussions



INJURY PREVALENCE: QUICK STATS



76.4% of injuries were experienced by females.



704 athletes injured.



Feet/Ankles



Floor/Beam

INJURY PREVALENCE: QUICK STATS



3.8% of injuries (29 total) included a call to first responders/ambulance.



Of all injuries, **0.01%** resulted in a law suit.

- In general (previous years), these claims are represented by drop-in and trampoline injuries.



2.2% resulted in a sport accident claim.

INJURY PREVALENCE: MYTH BUSTED!



WAG Competitive Athletes: **10.85%** Injury Rate



Recreational Participants: **0.001%** Injury Rate

I have been told for four years that recreational participants are at a higher risk due to their inexperience in the gym.

FALSE: Competitive Athletes have a substantially higher Injury Rate



INJURIES: RECOMMENDATIONS

1

GymBC implements an injury reduction plan targeted at:

- WAG athletes
- Floor and Beam
- Dismount/Landing
- Rehab related to ankles/feet

2

Increase awareness and use of Sport Accident Insurance

3

Continue to follow GymBC's trampoline rules for public access programming – its working!

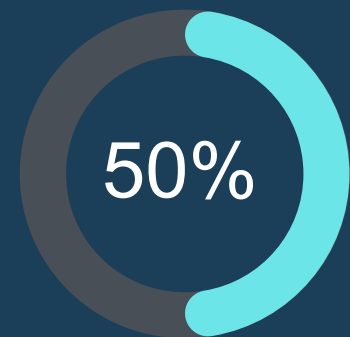


2. RISK MANAGEMENT CLUB OPERATIONS

20

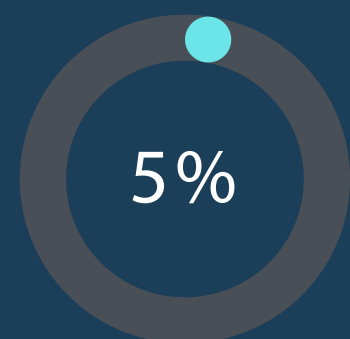
The number of clubs visited. 45% were privately owned.

SAFE SPORT POLICIES

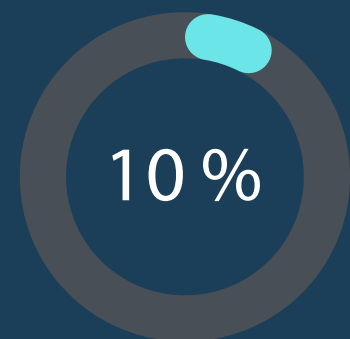


Percentage of clubs with codes of conduct or behavioural expectations.

- These are not likely aligned with GymBC or the UCCMS.



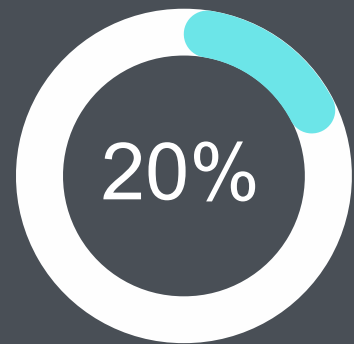
Percentage of clubs that have a third party complaint management process.



Percentage of clubs that have a have a Conflict of Interest Policy.



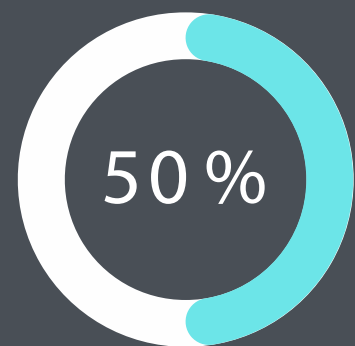
RISK MANAGEMENT CLUB OPERATIONS



Percentage of clubs that had WorkSafeBC required Joint Health and Safety Committee/Representatives.



We did well with COVID – good job in general!

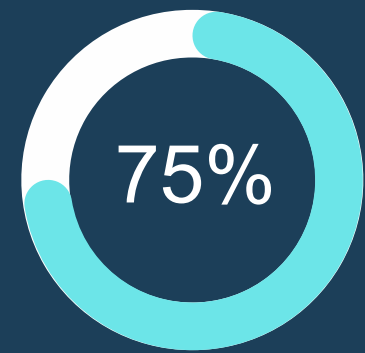


Percentage of clubs that have a solid equipment maintenance process.

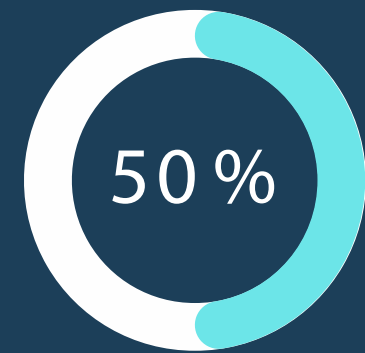


A consistent equipment evaluation process is important – Rick won't do it all.

RISK MANAGEMENT CLUB OPERATIONS



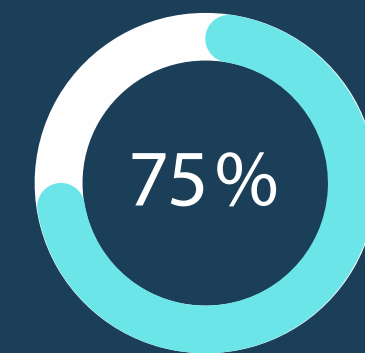
Percentage of clubs that had a clear club structure.



Percentage of clubs that had a Personnel or HR policy for their staff.



Percentage of clubs that had written employment agreements (contracts) with their staff.



Percentage of clubs that provide some type of training that is extra for their coaches.

SAFE SPORT AT GYMBC

1

The Sport Sector Broad Challenges

2

More activities (events, people and programming) = more complaints to GymBC

3

Class Action Process

SAFE SPORT AT GYMBC - CLAIMS

What happens if claims increase in any specific area?

- In other words, what happens if more people get hurt/harmed?
- Could be abuse, trampoline, general injuries or other.

Potential outcomes:

- Restricted and expensive insurance.
- Lower limits, less activities, and club operations would be more heavily regulated.
- Worst case scenario = no insurers support gymnastics in Canada.



SAFE SPORT - UPPING YOUR GAME

1

Treat athletes well.

2

Establish and maintain Safe Sport Policies.

3

Create professional environments for staff.



CONTACT INFO



safety@gymbc.org



604-333-3491



www.gymbc.org

| THANK YOU!

